

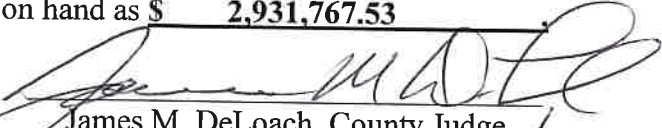
MINUTES OF COUNTY FINANCES
TREASURER'S REPORT

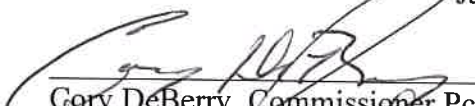
IN THE MATTER OF COUNTY FINANCES
IN THE HANDS OF JERRY YARBROUGH
TREASURER OF LAMB COUNTY, TEXAS

COMMISSIONER'S COURT
LAMB COUNTY, TEXAS
IN REGUAR SESSION,
3RD QUARTER OF 2019

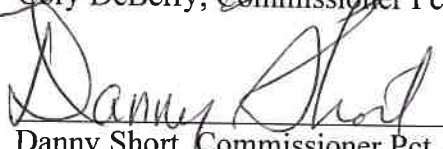
4TH QUARTER, BUDGET YEAR 2018-2019

IN ACCORDANCE with Section 114.026, Local Government Code, we, the undersigned, constituting the entire Commissioners Court of said County, certify that on the 10th day of February, 2020, at the Regular term of Court, we compared and examined the quarterly report of JERRY YARBROUGH, Treasurer of Lamb County, Texas for the 3rd quarter, 2018-2019, and finding the same correct, entered an order in the Minutes approving said Report, which states total cash and other assets on hand as \$ 2,931,767.53


James M. DeLoach, County Judge

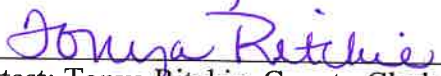

Cory DeBerry, Commissioner Pct. 1


Kent Lewis, Commissioner, Pct. 2



Danny Short, Commissioner Pct. 3


Lee Logan, Commissioner, Pct. 4

SWORN TO AND SUBSCRIBED BEFORE ME, by James M. DeLoach, County Judge, and County Commissioners of said Lamb County, each respectively, on this the 10th day of February, A. D., 2020.


Attest: Tonya Ritchie, County Clerk

FILED FOR RECORD THIS 10th DAY OF February A.D. 2020, and recorded on the 10th day of February, A.D. 2020.


Tonya Ritchie, County Clerk and
Ex-Officio Clerk of the Commissioners
Court in and for Lamb County, Texas

By: 
Deputy



QUARTERLY REPORT FOR PERIOD ENDING SEPTEMBER 30, 2019

SUBMITTED TO: COMMISSIONERS' COURT, LAMB COUNTY

PREPARED AND SUBMITTED BY: JERRY YARBROUGH
INVESTMENT OFFICER
COUNTY TREASURER


Signature

This report is made in accordance with provisions of Government Code 2256, the Public Funds Investment Act, which requires quarterly reporting of investment transactions for the county funds to the commissioners' court. The investments held in Lamb County's portfolio comply with the Public Funds Investment Act and with the County's investment policy and strategies.

The cash availability in each account is monitored daily. The goal in each account is to maintain adequate monies to cover usual and customary monthly expenditures in each fund.

LAMB COUNTY

3RD QUARTER

ENDING

SEPTEMBER 30, 2019

QUARTERLY INVESTMENT REPORT

3RD QUARTER 2019

THE CASH IN OUR OPERATING ACCOUNTS (AIM BANK) IS MONITORED DAILY. ALL FUNDS ARE EARN INTEREST BASED ON THE NINETY DAY TREASURY BILL RATE ADJUSTED MONTHLY ON THE FIRST TUESDAY OF EACH MONTH.

AIM BANK

	<u>Amount on Deposit (All Accts.)</u>	<u>Interest Earned</u>	<u>Rate</u>
July	\$1,589,269.73	\$5,760.05	0.75%
August	\$1,053,948.40	\$5,183.94	0.75%
September	\$4,523,823.26	\$3,955.56	0.75%

Investors Cash Trust

	<u>Amount on Deposit</u>	<u>Interest Earned</u>	<u>Rate</u>
July	\$0.00	\$0.00	0.00%
August	\$0.00	\$0.00	0.00%
September	\$0.00	\$0.00	0.00%

TEXPOOL

	<u>Amount on Deposit</u>	<u>Interest Earned</u>	<u>Rate</u>
July	\$0.00	\$0.00	0.00%
August	\$0.00	\$0.00	0.00%
September	\$0.00	\$0.00	0.00%

Total interest earned for this quarter: \$15,911.00

Total interest earned Year to date: \$114,972.25
October 2018 through September 2019

CASH & INVESTMENTS BY FUND

AS OF: SEPTEMBER 30TH, 2019

FUND-ACCT. NO.	ACCOUNT NAME	CASH	INVESTMENTS	FUND TOTAL
010-GENERAL FUND				
010-1001	CLAIM ON CASH-GENERAL FUND	1,319,107.49		
010-1103	POOLED INVESTMENTS		0.00	
010-1105	TEXPOOL - GENERAL		0.00	
TOTAL 010-GENERAL FUND		<u>1,319,107.49</u>	<u>0.00</u>	<u>1,319,107.49</u>
021-ROAD & BRIDGE 1				
021-1001	CLAIM ON CASH-R&B 1	108,426.94		
021-1103	POOLED INVESTMENTS		0.00	
021-1105	TEXPOOL - PRECINCT 1		0.00	
TOTAL 021-ROAD & BRIDGE 1		<u>108,426.94</u>	<u>0.00</u>	<u>108,426.94</u>
022-ROAD & BRIDGE 2				
022-1001	CLAIM ON CASH-R&B 2	13,986.72		
022-1103	POOLED INVESTMENTS		0.00	
022-1105	INVESTMENT CD		0.00	
TOTAL 022-ROAD & BRIDGE 2		<u>13,986.72</u>	<u>0.00</u>	<u>13,986.72</u>
023-ROAD & BRIDGE 3				
023-1001	CLAIM ON CASH-R&B 3	21,318.22		
023-1103	POOLED INVESTMENTS		0.00	
023-1105	INVESTMENT CD		0.00	
TOTAL 023-ROAD & BRIDGE 3		<u>21,318.22</u>	<u>0.00</u>	<u>21,318.22</u>
024-ROAD & BRIDGE 4				
024-1001	CLAIM ON CASH-R&B 4	251,425.43		
024-1103	POOLED INVESTMENTS		0.00	
024-1105	INVESTMENT CD		0.00	
TOTAL 024-ROAD & BRIDGE 4		<u>251,425.43</u>	<u>0.00</u>	<u>251,425.43</u>
055-LAMB HEALTHCARE CENTER				
055-1000	HOSPITAL CASH	459,194.38		
055-1001	LAMB CO HOSPITAL CASH	0.00		
055-1103	SECURITY STATE CD		0.00	
055-1105	TEXPOOL - HOSPITAL		0.00	
TOTAL 055-LAMB HEALTHCARE CENTER		<u>459,194.38</u>	<u>0.00</u>	<u>459,194.38</u>

FUND-ACCT. NO.	ACCOUNT NAME	CASH	INVESTMENTS	FUND TOTAL
056-BAIL BOND BOARD ACCOUNT				
056-1001	CLAIM ON CASH-BAIL BOND (APPLI	6,633.25		
TOTAL 056-BAIL BOND BOARD ACCOUNT		6,633.25	0.00	6,633.25
057-JURY FUND				
057-1001	CLAIM ON CASH-JURY FUND	35,236.43		
057-1103	POOLED INVESTMENTS		0.00	
057-1105	INVESTMENT		0.00	
TOTAL 057-JURY FUND		35,236.43	0.00	35,236.43
059-GRANTS FUND				
059-1001	CLAIM ON CASH-GRANT FUND	0.00		
TOTAL 059-GRANTS FUND		0.00	0.00	0.00
062-TEXAS CAPITAL FUND GRANT				
062-1000	TEXAS CAPITAL FUND GRANT CASH	60,168.02		
TOTAL 062-TEXAS CAPITAL FUND GRANT		60,168.02	0.00	60,168.02
063-EDA GRANT				
063-1001	CLAIM ON CASH-EDA GRANT	(393,985.52)		
TOTAL 063-EDA GRANT		(393,985.52)	0.00	(393,985.52)
083-CHILD ABUSE PREV/FAM PROT				
083-1001	CLAIM ON CASH-CHILD ABUSE/FAM	5,700.00		
TOTAL 083-CHILD ABUSE PREV/FAM PROT		5,700.00	0.00	5,700.00
084-COURT HOUSE SECURITY				
084-1001	CLAIM ON CASH-COURT HOUSE SECU	27,915.57		
084-1103	POOLED INVESTMENTS		0.00	
TOTAL 084-COURT HOUSE SECURITY		27,915.57	0.00	27,915.57
085-COMM COURT RECORDS PRES				
085-1001	CLAIM ON CASH-CC RECORDS PRES	7,257.71		
085-1103	POOLED INVESTMENTS		0.00	
TOTAL 085-COMM COURT RECORDS PRES		7,257.71	0.00	7,257.71

CASH & INVESTMENTS BY FUND

AS OF: SEPTEMBER 30TH, 2019

FUND-ACCT. NO.	ACCOUNT NAME	CASH	INVESTMENTS	FUND TOTAL
086-COUNTY CLERK RECORDS PRES				
=====				
086-1001	CLAIM ON CASH-CO CLERK RECORDS	21,787.41		
086-1103	POOLED INVESTMENTS		0.00	
	TOTAL 086-COUNTY CLERK RECORDS PRES	21,787.41	0.00	21,787.41
087-DIST CLERK RECORDS PRES				
=====				
087-1001	CLAIM ON CASH-DIST CLERK RECOR	3,608.48		
087-1103	POOLED INVESTMENTS		0.00	
	TOTAL 087-DIST CLERK RECORDS PRES	3,608.48	0.00	3,608.48
088-COUNTY & DISTRICT TECH FU				
=====				
088-1001	CLAIM ON CASH-CO & DIST TECH	3,356.84		
	TOTAL 088-COUNTY & DISTRICT TECH FU	3,356.84	0.00	3,356.84
089-DIST COURTS TECH/ARCHIVE				
=====				
089-1001	CLAIM ON CASH-DIST COURT ARCHI	10,333.25		
	TOTAL 089-DIST COURTS TECH/ARCHIVE	10,333.25	0.00	10,333.25
131-JP TECHNOLOGY FUND				
=====				
131-1001	CLAIM ON CASH-JP TECHNOLOGY	13,527.59		
131-1103	POOLED INVESTMENTS		0.00	
	TOTAL 131-JP TECHNOLOGY FUND	13,527.59	0.00	13,527.59
133-JP SECURITY FUND				
=====				
133-1001	CLAIM ON CASH-JP SECURITY	16,555.32		
133-1103	POOLED INVESTMENTS		0.00	
	TOTAL 133-JP SECURITY FUND	16,555.32	0.00	16,555.32
140-JUVENILE PROBATION FUND				
=====				
140-1001	CLAIM ON CASH-JUV PROBATION	3,206.55		
140-1003	JPO RESTITUTION ACCT	0.00		
	TOTAL 140-JUVENILE PROBATION FUND	3,206.55	0.00	3,206.55
141-JPO-GRANT FUND				
=====				
141-1001	CLAIM ON CASH-STAND GRANT	(6,037.51)		
	TOTAL 141-JPO-GRANT FUND	(6,037.51)	0.00	(6,037.51)

FUND-ACCT. NO.	ACCOUNT NAME	CASH	INVESTMENTS	FUND TOTAL
142-TITLE IV-E FUND				
=====				
142-1000	IV-E CASH ACCOUNT	51,963.88		
142-1001	CLAIM ON CASH- IV-E	0.00		
	TOTAL 142-TITLE IV-E FUND	51,963.88	0.00	51,963.88
143-LAMB CO LEAF GRANT				
=====				
143-1001	CLAIM ON CASH-LEAF GRANT	0.00		
	TOTAL 143-LAMB CO LEAF GRANT	0.00	0.00	0.00
144-JPO-STATE AID				
=====				
144-1001	CLAIM ON CASH-JPO STATE AID	(7,862.18)		
	TOTAL 144-JPO-STATE AID	(7,862.18)	0.00	(7,862.18)
150-CO CLERK ELECTION ADMIN				
=====				
150-1001	CLAIM ON CASH-ELECTION ADMIN	4,036.06		
	TOTAL 150-CO CLERK ELECTION ADMIN	4,036.06	0.00	4,036.06
151-CO CLERK RECORDS ARCHIVE				
=====				
151-1001	CLAIM ON CASH-CO CLERK ARCHIVE	144,704.85		
	TOTAL 151-CO CLERK RECORDS ARCHIVE	144,704.85	0.00	144,704.85
165-TAX A/C- VOTER REG FUND				
=====				
165-1000	CASH-TAX A/C VOTER REG ACCT	0.00		
	TOTAL 165-TAX A/C- VOTER REG FUND	0.00	0.00	0.00
171-VCLG GRANT				
=====				
171-1001	CLAIM ON CASH-VCLG GRANT	(4,672.98)		
	TOTAL 171-VCLG GRANT	(4,672.98)	0.00	(4,672.98)
173-PRE-TRIAL DIVERSION				
=====				
173-1001	CLAIM ON CASH-PRE-TRIAL DIVERS	65,822.21		
173-1103	POOLED INVESTMENTS		0.00	
	TOTAL 173-PRE-TRIAL DIVERSION	65,822.21	0.00	65,822.21
174-DWI VIDEO FUND				
=====				
174-1001	CLAIM ON CASH-DWI VIDEO	4,929.00		
	TOTAL 174-DWI VIDEO FUND	4,929.00	0.00	4,929.00

LAMB COUNTY, TEXAS
CASH & INVESTMENTS BY FUND
AS OF: SEPTEMBER 30TH, 2019

FUND-ACCT. NO.	ACCOUNT NAME	CASH	INVESTMENTS	FUND TOTAL
<u>175-CO ATTY DRUG FORFEITURE</u>				
175-1000	CO ATTY DRUG FORFEITURE ACCT	66,120.47		
175-1001	CLAIM ON CASH-CA FORFEITURE	(4,367.47)		
	TOTAL 175-CO ATTY DRUG FORFEITURE	61,753.00	0.00	61,753.00
<u>176-CO ATTY HOT CK FEE FUND</u>				
176-1000	CO ATTY HOT CHECK FEE FUND	4,151.70		
176-1001	CLAIM ON CASH-HOT CK FEE FUND	(3,105.71)		
	TOTAL 176-CO ATTY HOT CK FEE FUND	1,045.99	0.00	1,045.99
<u>180-SHERIFF COMMISSARY FUND</u>				
180-1000	SHERIFF COMMISSARY ACCT	32,528.71		
	TOTAL 180-SHERIFF COMMISSARY FUND	32,528.71	0.00	32,528.71
<u>181-SHERIFF FORFEITURE-STATE</u>				
181-1000	SHERIFF FORFEITURE-STATE CASH	79,630.96		
	TOTAL 181-SHERIFF FORFEITURE-STATE	79,630.96	0.00	79,630.96
<u>182-SHERIFF FORFEITURE-FEDERA</u>				
182-1000	SHERIFF FOREFITURE-FED CASH	0.00		
	TOTAL 182-SHERIFF FORFEITURE-FEDERA	0.00	0.00	0.00
<u>190-COUNTY LIBRARY-LITTLEFIEL</u>				
190-1000	LFD-LAMB CO LIBRARY ADV BOARD	0.00		
190-1001	CLAIM ON CASH-LFD LIBRARY	6,790.30		
	TOTAL 190-COUNTY LIBRARY-LITTLEFIEL	6,790.30	0.00	6,790.30
<u>191-OLTON LIBRARY</u>				
191-1000	OLTON LIBRARY LOCAL DONATIONS	0.00		
191-1001	CLAIM ON CASH-OLT LIBRARY	4,094.96		
	TOTAL 191-OLTON LIBRARY	4,094.96	0.00	4,094.96
<u>195-HISTORICAL COMMISSION</u>				
195-1001	CLAIM ON CASH-HISTORICAL COMMI	0.00		
	TOTAL 195-HISTORICAL COMMISSION	0.00	0.00	0.00

FUND-ACCT. NO.	ACCOUNT NAME	CASH	INVESTMENTS	FUND TOTAL
301-CAPITAL PROJECTS				
=====				
301-1001	CLAIM ON CASH-CAP PROJECTS	0.00		
301-1103	POOLED INVESTMENTS		0.00	
TOTAL 301-CAPITAL PROJECTS		0.00	0.00	0.00
502-DISTRICT CLERK				
=====				
502-1002	DIST CLERK ACCOUNT	107,040.22		
502-1004	DIST CLERK-CIVIL FEES	14,628.75		
502-1005	DIST CLERK-CRIMINAL FEES	357.25		
502-1006	DISTRICT CLERK TRUST ACCOUNTS	28,221.14		
502-1007	LAMB CO DISTRICT CLERK-CC	95.50		
TOTAL 502-DISTRICT CLERK		150,342.86	0.00	150,342.86
504-COUNTY CLERK				
=====				
504-1002	CO CLERK CASH BOND-CRIMINAL	19,488.87		
504-1004	CO CLERK-GENERAL FUND CASH	207.00		
504-1005	CO CLERK-CRIM PARTIAL FMT	1,681.32		
504-1006	CO CLERK-TRUST ACCOUNTS	0.00		
TOTAL 504-COUNTY CLERK		21,377.19	0.00	21,377.19
505-TAX ACCESSOR/COLLECTOR				
=====				
505-1004	TAX A/C- AUTO ACCT AIM BANK	117,452.86		
505-1005	TAX A/C- AUTO ACCT FIRST UNITE	201.84		
505-1006	TAX A/C-AUTO ACCT HAPPY STATE	113.11		
505-1007	TAX A/C- TAX ACCOUNT	5,224.32		
505-1008	TAX A/C- ESCROW ACCOUNT	2,033.21		
TOTAL 505-TAX ACCESSOR/COLLECTOR		125,025.34	0.00	125,025.34
506-COUNTY TREASURER				
=====				
506-1002	LAMB CO CAFETERIA PLAN ACCT	9,833.18		
506-1006	SPADE ACCOUNT-GRANT	0.00		
506-1007	CASH-LAMB CO BAIL BONDS ACCT	14,567.53		
506-1008	TREAS CASH BOND ACCOUNT	20,000.00		
TOTAL 506-COUNTY TREASURER		44,400.71	0.00	44,400.71
507-COUNTY ATTORNEY				
=====				
507-1006	CO ATTY SEIZURE ACCOUNT	2,566.52		
507-1007	CO ATTY TRUST HOT CHECK FUND	1,791.51		
TOTAL 507-COUNTY ATTORNEY		4,358.03	0.00	4,358.03

FUND-ACCT. NO.	ACCOUNT NAME	CASH	INVESTMENTS	FUND TOTAL
509-ADULT PROBATION				
=====				
509-1002	154th J.D. -PTAF CASH ACCOUNT	1,116.00		
509-1005	LAMB COUNTY CSCD-CC	520.00		
TOTAL 509-ADULT PROBATION		1,636.00	0.00	1,636.00
511-JUSTICE OF THE PEACE				
=====				
511-1011	JP 1 CASH ACCOUNT	750.48		
511-1012	JP 2 CASH ACCOUNT	0.00		
511-1013	JP 3 CASH ACCOUNT	1,092.32		
511-1014	JP 4 CASH ACCOUNT	0.00		
TOTAL 511-JUSTICE OF THE PEACE		1,842.80	0.00	1,842.80
515-SHERIFF				
=====				
515-1003	SHERIFF BOND FEES-0244716	0.00		
515-1005	SO INMATE ACCOUNT-DEBIT ACCT	5,370.86		
515-1006	SHERIFF SEIZURE-STATE CASH	1.00		
515-1007	SHERIFF PETTY CASH ACCT	0.00		
515-1008	SHERIFF LEOSE CASH ACCOUNT	11,620.16		
515-1009	SHERIFF PRISONER TRUST CASH	8,907.22		
515-1010	SHERIFF UNCLAIMED PRISONER ACC	0.00		
515-1011	SHERIFF TRUST ACCOUNT	1,341.83		
515-1013	SHERIFF TOYS FOR KIDS CASH ACC	7,656.70		
TOTAL 515-SHERIFF		34,897.77	0.00	34,897.77
600-CSCD-BASIC SUPERVISION				
=====				
600-1001	CLAIM ON CASH-CSCD BASIC SUPER	95,062.68		
TOTAL 600-CSCD-BASIC SUPERVISION		95,062.68	0.00	95,062.68
601-CSCD-CCP COMMUNITY CORRE				
=====				
601-1001	CLAIM ON CASH-CSCD CCP COMMUNI	5,739.80		
TOTAL 601-CSCD-CCP COMMUNITY CORRE		5,739.80	0.00	5,739.80
603-CSCD-DP				
=====				
603-1001	CLAIM ON CASH-DP	13,597.02		
TOTAL 603-CSCD-DP		13,597.02	0.00	13,597.02
801-DEBT SERVICE				
=====				
801-1001	CLAIM ON CASH-DEBT SERVICE	0.00		
801-1103	POOLED INVESTMENTS		0.00	
801-1105	DEBT SERVICE INVESTMENT		0.00	
TOTAL 801-DEBT SERVICE		0.00	0.00	0.00

LAMB COUNTY, TEXAS
CASH & INVESTMENTS BY FUND
AS OF: SEPTEMBER 30TH, 2019

FUND-ACCT. NO.	ACCOUNT NAME	CASH	INVESTMENTS	FUND TOTAL
<hr/>				
<hr/>				
TOTAL CASH & INVESTMENTS		2,931,767.53	0.00	2,931,767.53
		=====	=====	=====

*** END OF REPORT ***

GENERAL LEDGER

CASH ANALYSIS

ACCOUNT RECAP TOTALS

QUARTERLY REPORT ENDING SEPTEMBER 30, 2019

GENERAL FUNDS & ALL DEPARTMENTS	\$ 2,780,770.27
JPO, TITLE IV-E, LAMB COUNTY 4-H ACTION VCLG & CSCD	\$ 147,790.71
JPO	\$ 3,206.55
TOTAL	\$ 2,931,767.53

DATES: 7/01/2019- 9/30/2019

		BEGINNING BALANCE	TOTAL DEBITS	TOTAL CREDITS	ENDING BALANCE	AVERAGE DAILY BALANCE
GENERAL FUND						
010-1001	CLAIM ON CASH-GE	2,402,307.23	1,499,901.62	2,583,101.36CR	1,319,107.49	1,892,004.81
010-1105	TEXPOOL - GENERA	0.00	0.00	0.00	0.00	0.00
	FUND 010 TOTAL	2,402,307.23	1,499,901.62	2,583,101.36CR	1,319,107.49	1,892,004.81
ROAD & BRIDGE 1						
021-1001	CLAIM ON CASH-R&	196,710.50	31,783.34	120,066.90CR	108,426.94	159,545.04
021-1105	TEXPOOL - PRECIN	0.00	0.00	0.00	0.00	0.00
	FUND 021 TOTAL	196,710.50	31,783.34	120,066.90CR	108,426.94	159,545.04
ROAD & BRIDGE 2						
022-1001	CLAIM ON CASH-R&	64,642.15	77,019.88	127,675.31CR	13,986.72	19,145.09
	FUND 022 TOTAL	64,642.15	77,019.88	127,675.31CR	13,986.72	19,145.09
ROAD & BRIDGE 3						
023-1001	CLAIM ON CASH-R&	60,138.64	67,800.66	106,621.08CR	21,318.22	26,030.41
	FUND 023 TOTAL	60,138.64	67,800.66	106,621.08CR	21,318.22	26,030.41
ROAD & BRIDGE 4						
024-1001	CLAIM ON CASH-R&	326,281.26	38,406.00	113,261.83CR	251,425.43	295,965.64
	FUND 024 TOTAL	326,281.26	38,406.00	113,261.83CR	251,425.43	295,965.64
LAMB HEALTHCARE CENTER						
055-1000	HOSPITAL CASH	399,905.74	5,772,224.70	5,712,936.06CR	459,194.38	372,791.48
055-1105	TEXPOOL - HOSPIT	0.00	0.00	0.00	0.00	0.00
	FUND 055 TOTAL	399,905.74	5,772,224.70	5,712,936.06CR	459,194.38	372,791.48
BAIL BOND BOARD ACCOUNT						
056-1001	CLAIM ON CASH-BA	6,602.46	30.79	0.00	6,633.25	6,613.49
	FUND 056 TOTAL	6,602.46	30.79	0.00	6,633.25	6,613.49
JURY FUND						
057-1001	CLAIM ON CASH-JU	35,404.07	2,292.36	2,460.00CR	35,236.43	35,304.22
	FUND 057 TOTAL	35,404.07	2,292.36	2,460.00CR	35,236.43	35,304.22

DATES: 7/01/2019- 9/30/2019

		BEGINNING	TOTAL	TOTAL	ENDING	AVERAGE
		BALANCE	DEBITS	CREDITS	BALANCE	DAILY
						BALANCE
GRANTS FUND						
059-1001	CLAIM ON CASH-GR	0.00	0.00	0.00	0.00	0.00
	FUND 059 TOTAL	0.00	0.00	0.00	0.00	0.00
LIBRARY GRANTS						
060-1001	CLAIM ON CASH-LI	0.00	0.00	0.00	0.00	0.00
	FUND 060 TOTAL	0.00	0.00	0.00	0.00	0.00
EMERGENCY FOOD & SHELTER						
061-1000	PUBLIC ASST FOOD	0.00	0.00	0.00	0.00	0.00
	FUND 061 TOTAL	0.00	0.00	0.00	0.00	0.00
TEXAS CAPITAL FUND GRANT						
062-1000	TEXAS CAPITAL FU	60,168.02	0.00	0.00	60,168.02	60,168.02
	FUND 062 TOTAL	60,168.02	0.00	0.00	60,168.02	60,168.02
EDA GRANT						
063-1001	CLAIM ON CASH-ED	393,985.52CR	0.00	0.00	393,985.52CR	393,985.52CR
	FUND 063 TOTAL	393,985.52CR	0.00	0.00	393,985.52CR	393,985.52CR
CHILD ABUSE PREV/FAM PROT						
083-1001	CLAIM ON CASH-CH	5,475.00	225.00	0.00	5,700.00	5,560.76
	FUND 083 TOTAL	5,475.00	225.00	0.00	5,700.00	5,560.76
COURT HOUSE SECURITY						
084-1001	CLAIM ON CASH-CO	26,170.40	1,883.07	137.90CR	27,915.57	26,867.43
	FUND 084 TOTAL	26,170.40	1,883.07	137.90CR	27,915.57	26,867.43
COMM COURT RECORDS PRES						
085-1001	CLAIM ON CASH-CC	6,833.50	1,045.71	621.50CR	7,257.71	7,038.61
	FUND 085 TOTAL	6,833.50	1,045.71	621.50CR	7,257.71	7,038.61

DATES: 7/01/2019- 9/30/2019

		BEGINNING	TOTAL	TOTAL	ENDING	AVERAGE
		BALANCE	DEBITS	CREDITS	BALANCE	DAILY
						BALANCE
COUNTY CLERK RECORDS PRES						
086-1001	CLAIM ON CASH-CO	25,759.46	6,189.03	10,161.08CR	21,787.41	22,182.21
	FUND 086 TOTAL	25,759.46	6,189.03	10,161.08CR	21,787.41	22,182.21
DIST CLERK RECORDS PRES						
087-1001	CLAIM ON CASH-DI	4,267.24	189.66	848.42CR	3,608.48	4,273.39
	FUND 087 TOTAL	4,267.24	189.66	848.42CR	3,608.48	4,273.39
COUNTY & DISTRICT TECH FU						
088-1001	CLAIM ON CASH-CO	3,278.03	81.21	2.40CR	3,356.84	3,308.59
	FUND 088 TOTAL	3,278.03	81.21	2.40CR	3,356.84	3,308.59
DIST COURTS TECH/ARCHIVE						
089-1001	CLAIM ON CASH-DI	9,886.36	446.89	0.00	10,333.25	10,078.50
	FUND 089 TOTAL	9,886.36	446.89	0.00	10,333.25	10,078.50
JP TECHNOLOGY FUND						
131-1001	CLAIM ON CASH-JP	12,698.89	1,113.19	284.49CR	13,527.59	12,966.14
	FUND 131 TOTAL	12,698.89	1,113.19	284.49CR	13,527.59	12,966.14
JP SECURITY FUND						
133-1001	CLAIM ON CASH-JP	16,215.26	340.06	0.00	16,555.32	16,342.78
	FUND 133 TOTAL	16,215.26	340.06	0.00	16,555.32	16,342.78
CO CLERK ELECTION ADMIN						
150-1001	CLAIM ON CASH-EL	4,017.33	18.73	0.00	4,036.06	4,024.04
	FUND 150 TOTAL	4,017.33	18.73	0.00	4,036.06	4,024.04
CO CLERK RECORDS ARCHIVE						
151-1001	CLAIM ON CASH-CO	138,387.83	6,317.02	0.00	144,704.85	141,264.21
	FUND 151 TOTAL	138,387.83	6,317.02	0.00	144,704.85	141,264.21

DATES: 7/01/2019- 9/30/2019

		BEGINNING	TOTAL	TOTAL	ENDING	AVERAGE
		BALANCE	DEBITS	CREDITS	BALANCE	DAILY
						BALANCE
TAX A/C- VOTER REG FUND						
165-1000	CASH-TAX A/C VOT	0.00	0.00	0.00	0.00	0.00
	FUND 165 TOTAL	0.00	0.00	0.00	0.00	0.00
PRE-TRIAL DIVERSION						
173-1001	CLAIM ON CASH-PR	71,951.50	596.59	6,725.88CR	65,822.21	69,814.26
	FUND 173 TOTAL	71,951.50	596.59	6,725.88CR	65,822.21	69,814.26
DWI VIDEO FUND						
174-1001	CLAIM ON CASH-DW	4,826.43	102.57	0.00	4,929.00	4,871.53
	FUND 174 TOTAL	4,826.43	102.57	0.00	4,929.00	4,871.53
CO ATTY DRUG FORFEITURE						
175-1000	CO ATTY DRUG FOR	62,540.10	5,632.37	2,052.00CR	66,120.47	64,051.63
175-1001	CLAIM ON CASH-CA	4,367.47CR	0.00	0.00	4,367.47CR	4,367.47CR
	FUND 175 TOTAL	58,172.63	5,632.37	2,052.00CR	61,753.00	59,684.16
CO ATTY HOT CK FEE FUND						
176-1000	CO ATTY HOT CHEC	4,130.57	21.13	0.00	4,151.70	4,137.98
176-1001	CLAIM ON CASH-HO	3,105.71CR	0.00	0.00	3,105.71CR	3,105.71CR
	FUND 176 TOTAL	1,024.86	21.13	0.00	1,045.99	1,032.27
SHERIFF COMMISSARY FUND						
180-1000	SHERIFF COMMISSA	27,464.91	5,063.80	0.00	32,528.71	29,486.26
	FUND 180 TOTAL	27,464.91	5,063.80	0.00	32,528.71	29,486.26
SHERIFF FORFEITURE-STATE						
181-1000	SHERIFF FORFEITU	81,684.92	408.22	2,462.18CR	79,630.96	79,420.29
	FUND 181 TOTAL	81,684.92	408.22	2,462.18CR	79,630.96	79,420.29
SHERIFF FORFEITURE-FEDERA						
182-1000	SHERIFF FOREFITU	0.00	0.00	0.00	0.00	0.00
	FUND 182 TOTAL	0.00	0.00	0.00	0.00	0.00

DATES: 7/01/2019- 9/30/2019

		BEGINNING	TOTAL	TOTAL	ENDING	AVERAGE
		BALANCE	DEBITS	CREDITS	BALANCE	DAILY
						BALANCE
COUNTY LIBRARY-LITTLEFIEL						
190-1000	LFD-LAMB CO LIBR	0.00	0.00	0.00	0.00	0.00
190-1001	CLAIM ON CASH-LF	6,652.00	591.70	453.40CR	6,790.30	6,553.25
	FUND 190 TOTAL	6,652.00	591.70	453.40CR	6,790.30	6,553.25
OLTON LIBRARY						
191-1000	OLTON LIBRARY LO	0.00	0.00	0.00	0.00	0.00
191-1001	CLAIM ON CASH-OL	4,089.39	65.60	60.03CR	4,094.96	4,070.33
	FUND 191 TOTAL	4,089.39	65.60	60.03CR	4,094.96	4,070.33
HISTORICAL COMMISSION						
195-1001	CLAIM ON CASH-HI	0.00	0.00	0.00	0.00	0.00
	FUND 195 TOTAL	0.00	0.00	0.00	0.00	0.00
CAPITAL PROJECTS						
301-1001	CLAIM ON CASH-CA	0.00	0.00	0.00	0.00	0.00
	FUND 301 TOTAL	0.00	0.00	0.00	0.00	0.00
DISTRICT CLERK						
502-1002	DIST CLERK ACCOU	62,063.05	96,469.34	51,492.17CR	107,040.22	69,054.00
502-1004	DIST CLERK-CIVIL	13,565.75	55,858.79	54,795.79CR	14,628.75	14,512.39
502-1005	DIST CLERK-CRIMI	476.25	15,168.95	15,287.95CR	357.25	47.97
502-1006	DISTRICT CLERK T	27,954.06	267.08	0.00	28,221.14	27,956.96
502-1007	LAMB CO DISTRICT	15.00	3,260.50	3,180.00CR	95.50	256.27
	FUND 502 TOTAL	104,074.11	171,024.66	124,755.91CR	150,342.86	111,827.59
COUNTY CLERK						
504-1002	CO CLERK CASH BO	19,358.41	4,040.83	3,910.37CR	19,488.87	21,374.06
504-1003	CO CLERK CASH BO	0.00	0.00	0.00	0.00	0.00
504-1004	CO CLERK-GENERAL	234.00	9,929.60	9,956.60CR	207.00	114.02
504-1005	CO CLERK-CRIM PA	1,674.32	2,963.00	2,956.00CR	1,681.32	1,675.61
504-1006	CO CLERK-TRUST A	0.00	0.00	0.00	0.00	0.00
	FUND 504 TOTAL	21,266.73	16,933.43	16,822.97CR	21,377.19	23,163.69

DATES: 7/01/2019- 9/30/2019

		BEGINNING	TOTAL	TOTAL	ENDING	AVERAGE
		BALANCE	DEBITS	CREDITS	BALANCE	DAILY
						BALANCE
TAX ACCESSOR/COLLECTOR						
505-1004	TAX A/C- AUTO AC	154,258.96	645,225.01	682,031.11CR	117,452.86	109,014.63
505-1005	TAX A/C- AUTO AC	65.59	3,168.75	3,032.50CR	201.84	183.86
505-1006	TAX A/C-AUTO ACC	99.11	9,662.75	9,648.75CR	113.11	195.39
505-1007	TAX A/C- TAX ACC	5,246.27	158.75	180.70CR	5,224.32	5,235.55
505-1008	TAX A/C- ESCROW	2,022.86	10.35	0.00	2,033.21	2,026.49
FUND 505 TOTAL		161,692.79	658,225.61	694,893.06CR	125,025.34	116,655.92
COUNTY TREASURER						
506-1002	LAMB CO CAFETERI	6,436.15	6,972.43	3,575.40CR	9,833.18	8,081.87
506-1006	SPADE ACCOUNT-GR	0.00	0.00	0.00	0.00	0.00
506-1007	CASH-LAMB CO BAI	14,493.39	74.14	0.00	14,567.53	14,519.38
506-1008	TREAS CASH BOND	19,250.00	3,750.00	3,000.00CR	20,000.00	19,274.46
FUND 506 TOTAL		40,179.54	10,796.57	6,575.40CR	44,400.71	41,875.71
COUNTY ATTORNEY						
507-1006	CO ATTY SEIZURE	8,366.52	0.00	5,800.00CR	2,566.52	5,173.04
507-1007	CO ATTY TRUST HO	292.42	1,499.09	0.00	1,791.51	1,400.16
FUND 507 TOTAL		8,658.94	1,499.09	5,800.00CR	4,358.03	6,573.20
ADULT PROBATION						
509-1002	154th J.D. -PTAF	1,116.00	0.00	0.00	1,116.00	1,116.00
509-1004	LAMB COUNTY PTAF	0.00	0.00	0.00	0.00	0.00
509-1005	LAMB COUNTY CSCD	400.00	5,712.00	5,592.00CR	520.00	108.82
FUND 509 TOTAL		1,516.00	5,712.00	5,592.00CR	1,636.00	1,224.82
JUSTICE OF THE PEACE						
511-1011	JP 1 CASH ACCOUN	750.48	4,579.00	4,579.00CR	750.48	1,325.11
511-1012	JP 2 CASH ACCOUN	0.00	21,811.30	21,811.30CR	0.00	2,983.82
511-1013	JP 3 CASH ACCOUN	1,092.32	38,955.19	38,955.19CR	1,092.32	1,812.72
511-1014	JP 4 CASH ACCOUN	0.00	17,321.59	17,321.59CR	0.00	1,970.88
FUND 511 TOTAL		1,842.80	82,667.08	82,667.08CR	1,842.80	8,092.53
SHERIFF						
515-1003	SHERIFF BOND FEE	0.00	0.00	0.00	0.00	0.00
515-1005	SO INMATE ACCOUN	3,865.33	24,392.62	22,887.09CR	5,370.86	4,489.61

		BEGINNING	TOTAL	TOTAL	ENDING	AVERAGE
		BALANCE	DEBITS	CREDITS	BALANCE	DAILY
						BALANCE
515-1006	SHERIFF SEIZURE-	1.00	0.00	0.00	1.00	1.00
515-1007	SHERIFF PETTY CA	0.00	0.00	0.00	0.00	0.00
515-1008	SHERIFF LEOSE CA	11,561.02	59.14	0.00	11,620.16	11,581.75
515-1009	SHERIFF PRISONER	10,107.57	0.00	1,200.35CR	8,907.22	9,787.70
515-1010	SHERIFF UNCLAI ME	0.00	0.00	0.00	0.00	0.00
515-1011	SHERIFF TRUST AC	1,341.83	0.00	0.00	1,341.83	1,341.83
515-1013	SHERIFF TOYS FOR	7,617.73	38.97	0.00	7,656.70	7,631.39
	FUND 515 TOTAL	34,494.48	24,490.73	24,087.44CR	34,897.77	34,833.28
DEBT SERVICE						
801-1001	CLAIM ON CASH-DE	148.76	148.76	297.52CR	0.00	92.97
	FUND 801 TOTAL	148.76	148.76	297.52CR	0.00	92.97
	REPORT TOTALS	4,040,904.64	8,491,288.83	9,751,423.20CR	2,780,770.27	3,326,761.40

SELECTION CRITERIA

PRINT HISTORY

HISTORY YEAR: 2018
FISCAL YEAR: October / September
FUND: Exclude: 999
ACCOUNT TYPE: ALL CASH
TRANSACTION DATES: 7/01/2019 THRU 9/30/2019
PERIOD 13: EXCLUDE

PRINT OPTIONS

REPORT TYPE: SUMMARY
RECAP ONLY: YES
DESCRIPTIONS: NO

*** END OF REPORT ***

DATES: 9/01/2019- 9/30/2019

		BEGINNING BALANCE	TOTAL DEBITS	TOTAL CREDITS	ENDING BALANCE	AVERAGE DAILY BALANCE
JPO-GRANT FUND						
141-1000	CASH-STAND ACCOU	0.00	0.00	0.00	0.00	0.00
141-1001	CLAIM ON CASH-ST	21,524.10CR	25,246.93	9,760.34CR	6,037.51CR	6,836.26CR
	FUND 141 TOTAL	21,524.10CR	25,246.93	9,760.34CR	6,037.51CR	6,836.26CR
TITLE IV-E FUND						
142-1000	IV-E CASH ACCOUN	10,789.19	47,414.09	6,239.40CR	51,963.88	51,087.74
142-1001	CLAIM ON CASH- I	0.00	0.00	0.00	0.00	0.00
	FUND 142 TOTAL	10,789.19	47,414.09	6,239.40CR	51,963.88	51,087.74
LAMB CO LEAF GRANT						
143-1000	LAMB CO LEAF GRA	0.00	0.00	0.00	0.00	0.00
	FUND 143 TOTAL	0.00	0.00	0.00	0.00	0.00
JPO-STATE AID						
144-1001	CLAIM ON CASH-JP	4,282.76	1,197.85	13,342.79CR	7,862.18CR	173.41
	FUND 144 TOTAL	4,282.76	1,197.85	13,342.79CR	7,862.18CR	173.41
VCLG GRANT						
171-1001	CLAIM ON CASH-VC	4,597.74CR	3,477.96	3,553.20CR	4,672.98CR	4,806.85CR
	FUND 171 TOTAL	4,597.74CR	3,477.96	3,553.20CR	4,672.98CR	4,806.85CR
CSCD-BASIC SUPERVISION						
600-1000	CSCD CASH-AIM BA	0.00	0.00	0.00	0.00	0.00
600-1001	CLAIM ON CASH-CS	85,259.83	24,911.10	15,108.25CR	95,062.68	94,938.59
	FUND 600 TOTAL	85,259.83	24,911.10	15,108.25CR	95,062.68	94,938.59
CSCD-CCP COMMUNITY CORRE						
601-1001	CLAIM ON CASH-CS	1,080.45	8,037.00	3,377.65CR	5,739.80	5,534.86
	FUND 601 TOTAL	1,080.45	8,037.00	3,377.65CR	5,739.80	5,534.86
CSCD-DP						
603-1001	CLAIM ON CASH-DP	9,719.52	5,000.00	1,122.50CR	13,597.02	12,381.85
	FUND 603 TOTAL	9,719.52	5,000.00	1,122.50CR	13,597.02	12,381.85
	REPORT TOTALS	85,009.91	115,284.93	52,504.13CR	147,790.71	152,473.34

SELECTION CRITERIA

PRINT CURRENT

FUND: Exclude: 140
ACCOUNT TYPE: ALL CASH
TRANSACTION DATES: 9/01/2019 THRU 9/30/2019
PERIOD 13: EXCLUDE

PRINT OPTIONS

REPORT TYPE: SUMMARY
RECAP ONLY: YES
DESCRIPTIONS: NO

*** END OF REPORT ***

		BEGINNING	TOTAL	TOTAL	ENDING	AVERAGE
		BALANCE	DEBITS	CREDITS	BALANCE	DAILY
						BALANCE
JUVENILE PROBATION FUND						
140-1000	JUVENILE PROB CA	0.00	0.00	0.00	0.00	0.00
140-1001	CLAIM ON CASH-JU	6,159.70	31,030.88	33,984.03CR	3,206.55	888.34
140-1003	JPO RESTITUTION	0.00	0.00	0.00	0.00	0.00
140-1004	JPO-4-H ACTION F	0.00	0.00	0.00	0.00	0.00
	FUND 140 TOTAL	6,159.70	31,030.88	33,984.03CR	3,206.55	888.34
	REPORT TOTALS	6,159.70	31,030.88	33,984.03CR	3,206.55	888.34

SELECTION CRITERIA

PRINT CURRENT

FUND: Include: 140
ACCOUNT TYPE: ALL CASH
TRANSACTION DATES: 9/01/2019 THRU 9/30/2019
PERIOD 13: EXCLUDE

PRINT OPTIONS

REPORT TYPE: SUMMARY
RECAP ONLY: YES
DESCRIPTIONS: NO

*** END OF REPORT ***



Pledge Report

Almbank

Client #: 33584

7/29/2019 3:03:43 PM

Group	CUSIP	Description	Ticket Intention	Mat. Date Coupon	Pig Amount Location	Factor Factor Date	Mkt Price Price Date	Pledged Par	Pig Mkt Val	Pig Book Val
CMO	36380XAN7		1149566	2029-09-20	2,000,000.00	0.9195908100	104.330452	1,839,181.62	1,918,826.50	1,856,777.41
	GNM18084 BV		HTM	3.50000	TIB	2019-07-01	2019-07-26			
MUN	413951HZ0		1149570	2032-09-01	610,000.00		107.765999	610,000.00	657,372.59	630,898.39
	HARRIS CNTY TEX MUN UTIL DIST NO 304		AFS	4.00000	TIB		2019-07-24			
MUN	34682ATP6		1149563	2033-09-01	340,000.00		105.247002	340,000.00	357,839.81	359,131.46
	FORT BEND CNTY TEX MUN UTIL DIST NO 146		AFS	4.00000	TIB	2019-07-24	2019-07-26			
MBS	3138MBLV6		1149536	2027-09-01	2,450,000.00	0.2665012600	101.970001	652,928.09	665,790.78	679,347.60
	FNMA POOL #AP7539		AFS	3.00000	TIB	2019-07-01	2019-07-26			
MBS	3138EQCT7		1149531	2030-09-01	3,000,000.00	0.5282274500	101.999001	1,584,682.35	1,616,360.17	1,637,230.45
	FNMA POOL #AL7281		AFS	3.00000	TIB	2019-07-01	2019-07-26			
MBS	31410LEA6		1149545	2026-04-01	1,775,000.00	0.1534391900	104.032997	272,354.56	283,338.61	286,389.38
	FNMA POOL #890329		AFS	4.00000	TIB	2019-07-01	2019-07-26			
MBS	31417YXZ5		1149549	2031-04-01	900,000.00	0.1855709100	104.570000	167,013.82	174,646.35	178,830.91
	FNMA Pool #MA0695		AFS	4.00000	TIB	2019-07-01	2019-07-26			
MBS	31418APG7		1149553	2023-01-01	1,452,000.00	0.1345106300	101.856003	195,309.43	198,934.38	196,521.65
	FNMA POOL #MA1322		HTM	3.00000	TIB	2019-07-01	2019-07-26			
MBS	3128PKV7		1149480	2026-12-01	3,740,000.00	0.1861128400	102.028000	696,062.02	710,178.16	709,076.84
	FHLMC GOLD POOL #J17508		AFS	3.00000	TIB	2019-07-01	2019-07-26			
MBS	3138A7GY8		1149521	2026-02-01	2,610,000.00	0.1765100100	103.228996	460,691.13	475,566.82	469,931.52
	FNMA POOL #AH5614		AFS	3.50000	TIB	2019-07-01	2019-07-26			
LAMBC Totals					\$18,877,000.00			\$6,818,223.02	\$7,058,854.17	\$7,004,135.61

Pledge Inventory Report

Alimbank
Littlefield, TX
FROM 8/1/2019 TO 8/31/2019

Customer ID: 33584
Report Date: 8/27/2019
PAS Rep: Tracy Kwiatkowski
Account Rep: Scott Adams

Cusip Ticket	Description Location Code/Name	Maturity Date Group	Intent Coupon	S&P Moody	Market Price Dt Maturity (Yr)	Original Face Par	Book Value Market Value
Pledged: LAMBC - LAMB COUNTY							
36380XAN7 1149566	GNM18084 BV TIB - The Independent Bankers Bank	09/20/2029 CMO	HTM 3.50000	NA Nr	8/23/2019 10.06	2,000,000.00 1,826,556.92	1,843,864.95 1,928,212.79
3128PXKV7 1149480	FHLMC GOLD POOL #J17 TIB - The Independent Bankers Bank	12/01/2026 MBS	AFS 3.00000		8/23/2019 7.26	3,740,000.00 681,317.41	693,910.35 699,876.49
3138A7GY8 1149521	FNMA POOL #AH5614 TIB - The Independent Bankers Bank	02/01/2026 MBS	AFS 3.50000		8/23/2019 6.43	2,610,000.00 450,001.82	458,905.67 465,976.90
3138EQCT7 1149531	FNMA POOL #AL7281 TIB - The Independent Bankers Bank	09/01/2030 MBS	AFS 3.00000		8/23/2019 11.01	3,000,000.00 1,549,045.74	1,600,398.22 1,591,876.84
3138MBLV6 1149536	FNMA POOL #AP7539 TIB - The Independent Bankers Bank	09/01/2027 MBS	AFS 3.00000		8/23/2019 8.01	2,450,000.00 636,969.06	662,533.23 654,027.10
31410LEA6 1149545	FNMA POOL #890329 TIB - The Independent Bankers Bank	04/01/2026 MBS	AFS 4.00000		8/23/2019 6.59	1,775,000.00 265,302.03	278,796.16 276,840.01
31417YXZ5 1149549	FNMA Pool #MA0695 TIB - The Independent Bankers Bank	04/01/2031 MBS	AFS 4.00000		8/23/2019 11.59	900,000.00 163,792.25	175,353.83 173,347.89
31418APG7 1149553	FNMA POOL #MA1322 TIB - The Independent Bankers Bank	01/01/2023 MBS	HTM 3.00000		8/23/2019 3.34	1,452,000.00 187,896.12	189,026.83 192,601.04
34682ATP6 1149563	FORT BEND CNTY TEX M TIB - The Independent Bankers Bank	09/01/2033 MUN	AFS 4.00000	AA A2	8/23/2019 14.01	340,000.00 340,000.00	358,766.26 361,219.39
413951HZ0 1149570	HARRIS CNTY TEX MUN TIB - The Independent Bankers Bank	09/01/2032 MUN	AFS 4.00000	AA	8/23/2019 13.01	610,000.00 610,000.00	630,510.40 663,960.61
10	Total Pledged: LAMBC - LAMB COUNTY					18,877,000.00 6,710,861.35	6,892,065.90 7,007,939.06

This report reflects information submitted to us by the customer. It is not intended to be used as the official record of safekeeping location and/or pledged holdings. This information should be provided by the customer's safekeeper.

Pledge Inventory Report

Aimbank
 Littlefield, TX
 FROM 9/1/2019 TO 9/30/2019

Customer ID: 33584
 Report Date: 9/26/2019
 PAS Rep: Tracy Kwiatkowski
 Account Rep: Scott Adams

Cusip Ticket	Description Location Code/Name	Maturity Date Group	Intent Coupon	S&P Moody	Market Price Dt Maturity (Yr)	Original Face Par	Book Value Market Value
Pledged: LAMBC - LAMB COUNTY							
38360XAN7	GNM18084 BV	09/20/2029	HTM	NA	9/23/2019	2,000,000.00	1,830,915.52
1149566	TIB - The Independent Bankers Bank	CMO	3.50000	Nr	9.98	1,813,895.42	1,906,703.25
3133KYSC4	FHLMC Gold Pool #RB5	09/01/2039	HTM		9/23/2019	3,000,000.00	3,055,201.82
1194239	TIB - The Independent Bankers Bank	MBS	3.00000		19.93	2,982,594.57	3,043,976.34
2	Total Pledged: LAMBC - LAMB COUNTY					5,000,000.00	4,886,117.34
						4,796,489.99	4,950,679.59

This report reflects information submitted to us by the customer. It is not intended to be used as the official record of safekeeping location and/or pledged holdings. This information should be provided by the customer's safekeeper.